

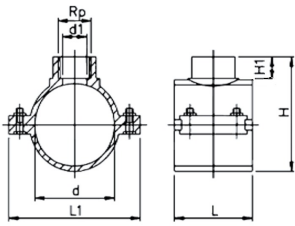
654X - Blue clamp saddles with stainless steel reinforcement ring, flat gasket and stainless steel bolts and nuts (PN16-PN10)

- water PN16-10
- suitable for PE and PVC pipes
- material: PP
- female thread: ISO 7 (parallel)
- gasket: O-ring with flat lip (NBR)
- reinforcement ring: stainless steel AISI430
- bolts and nuts : stainless steel
- colour: blue
- B= N° of bolts
- M= bolt type
- (*) with O-ring gasket

	d (mm)	Rp (inch)	PN (bar)	B	M	Code	SP	GP	Weight (kg)
*	20	½	16	2	M8X40	727 627 001	1	180	0.119
*	25	½	16	2	M8X30	727 627 011	1	150	0.110
*	25	¾	16	2	M8X30	727 627 012	1	150	0.123
*	32	½	16	2	M8X30	727 627 021	1	150	0.099
*	32	¾	16	2	M8X30	727 627 022	1	150	0.115
*	32	1	16	2	M8X40	727 627 023	1	100	0.151
	40	½	16	2	M8X40	727 627 031	1	100	0.137
	40	¾	16	2	M8X40	727 627 032	1	100	0.148
	40	1	16	2	M8X40	727 627 033	1	100	0.155
	50	½	16	4	M8X40	727 627 041	1	100	0.200
	50	¾	16	4	M8X40	727 627 042	1	80	0.213
	50	1	16	4	M8X40	727 627 043	1	80	0.207
	50	1 ¼	16	4	M8X40	727 627 044	1	80	0.225
	63	½	16	4	M8X40	727 627 051	1	60	0.216
	63	¾	16	4	M8X40	727 627 052	1	60	0.215
	63	1	16	4	M8X40	727 627 053	1	60	0.226
	63	1 ¼	16	4	M8X40	727 627 054	1	50	0.265
	63	1 ½	16	4	M8X40	727 627 055	1	50	0.279
	75	½	16	4	M8X60	727 627 061	1	35	0.367
	75	¾	16	4	M8X60	727 627 062	1	35	0.370
	75	1	16	4	M8X60	727 627 063	1	30	0.384
	75	1 ¼	16	4	M8X60	727 627 064	1	30	0.407
	75	1 ½	16	4	M8X60	727 627 065	1	40	0.428
	75	2	16	4	M8X60	727 627 066	1	30	0.437
	90	½	16	4	M8X60	727 627 071	1	25	0.412
	90	¾	16	4	M8X60	727 627 072	1	25	0.414
	90	1	16	4	M8X60	727 627 073	1	25	0.422
	90	1 ¼	16	4	M8X60	727 627 074	1	25	0.455
	90	1 ½	16	4	M8X60	727 627 075	1	25	0.467
	90	2	16	4	M8X60	727 627 076	1	25	0.480
	110	½	16	6	M8X50	158 050 498	1	20	0.509
	110	¾	16	6	M8X50	727 627 082	1	20	0.515
	110	1	16	6	M8X50	727 627 083	1	20	0.505
	110	1 ¼	16	6	M8X50	727 627 084	1	20	0.543
	110	1 ½	16	6	M8X50	727 627 085	1	20	0.545
	110	2	16	6	M8X50	727 627 086	1	20	0.570
	110	3	6	6	M8X70	727 627 087	1	12	1.094
	125	½	16	6	M8X50	727 627 091	1	20	0.578
	125	¾	16	6	M8X50	727 627 092	1	20	0.590
	125	1	16	6	M8X50	727 627 093	1	20	0.592
	125	1 ¼	16	6	M8X50	727 627 094	1	20	0.612
	125	1 ½	16	6	M8X50	727 627 095	1	20	0.620
	125	2	16	6	M8X50	727 627 096	1	20	0.641
	125	3	6	6	M8X70	727 627 097	1	12	1.001
	125	4	6	6	M8X70	727 627 098	1	12	1.037
	140	½	16	6	M8X70	727 627 101	1	12	0.838

Data sheet

valid from: 3/1/21

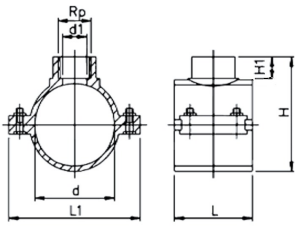


d (mm)	Rp (inch)	PN (bar)	B	M	Code	SP	GP	Weight (kg)	
140	¾	16	6	M8X70	727 627 102	1	12	0.836	
140	1	16	6	M8X70	727 627 103	1	12	0.838	
140	1 ¼	16	6	M8X70	727 627 104	1	12	0.880	
140	1 ½	16	6	M8X70	727 627 105	1	12	0.807	
140	2	16	6	M8X70	727 627 106	1	12	0.898	
140	3	10	6	M8X70	727 627 107	1	8	1.132	
140	4	10	6	M8X70	727 627 108	1	8	1.196	
160	½	16	6	M8X70	727 627 111	1	12	0.885	
160	¾	16	6	M8X70	727 627 112	1	12	0.908	
160	1	16	6	M8X70	727 627 113	1	12	0.917	
160	1 ¼	16	6	M8X70	727 627 114	1	12	0.920	
160	1 ½	16	6	M8X70	727 627 115	1	12	0.931	
160	2	16	6	M8X70	727 627 116	1	12	0.956	
160	3	10	6	M8X70	727 627 117	1	8	1.185	
160	4	10	6	M8X70	727 627 118	1	8	1.238	
*	180	1	10	6	M10x80	727 627 123	1	4	1.941
*	180	1 ¼	10	6	M10x80	727 627 124	1	4	1.978
*	180	1 ½	10	6	M10x80	727 627 125	1	4	1.980
*	180	2	10	6	M10x80	727 627 126	1	4	2.002
*	180	3	10	6	M10x80	727 627 127	1	4	2.001
*	180	4	10	6	M10x80	727 627 128	1	4	2.055
*	200	1 ½	10	6	M10x80	727 627 135	1	4	1.935
*	200	2	10	6	M10x80	727 627 136	1	4	1.933
*	200	3	10	6	M10x80	727 627 137	1	4	1.980
*	200	4	10	6	M10x80	727 627 138	1	4	1.975
*	225	1 ½	10	6	M10x80	727 627 145	1	3	2.045
*	225	2	10	6	M10x80	727 627 146	1	3	2.070
*	225	3	10	6	M10x80	727 627 147	1	3	2.150
*	225	4	10	6	M10x80	727 627 148	1	3	2.184
*	250	2	10	6	M10x80	727 627 156	1	3	2.431
*	250	3	10	6	M10x80	727 627 157	1	3	2.466
*	250	4	10	6	M10x80	727 627 158	1	3	2.462
	280	2	10	6	M10x160	727 627 166	1	2	3.440
*	280	3	10	6	M10x160	727 627 167	1	2	3.505
*	280	4	10	6	M10x160	727 627 168	1	2	3.585
	315	2	10	6	M10x110	727 627 176	1	0	4.156
*	315	3	10	6	M10x110	727 627 177	1	0	4.230
*	315	4	10	6	M10x110	727 627 178	1	0	4.263

d (mm)	Rp (inch)	d1 (mm)	L (mm)	L1 (mm)	H (mm)	H1 (mm)	
*	20	½	12	46	77	59	26
*	25	½	13	49	79	58	15
*	25	¾	13	49	79	58	15
*	32	½	14	49	79	62	20
*	32	¾	14	49	79	62	20
*	32	1	14	62	87	70	20
	40	½	21	62	86	71	20
	40	¾	21	62	86	71	20
	40	1	21	62	86	70	19
	50	½	21	62	86	82	20
	50	¾	21	62	86	82	20
	50	1	21	62	86	82	20
	50	1 ¼	21	62	86	82	20
	63	½	18	62	101	96	21
	63	¾	24	62	101	96	21
	63	1	31	62	101	96	21
	63	1 ¼	31	62	101	96	21
	63	1 ½	31	62	101	96	21

Data sheet

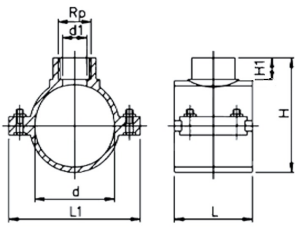
valid from: 3/1/21



	d (mm)	Rp (inch)	d1 (mm)	L (mm)	L1 (mm)	H (mm)	H1 (mm)
	75	½	16	79	123	102	14
	75	¾	21	79	123	104	16
	75	1	27	79	123	107	19
	75	1 ¼	35	79	123	109	21
	75	1 ½	42	79	123	109	21
	75	2	53	79	123	112	24
	90	½	16	87	138	116	14
	90	¾	21	87	138	118	16
	90	1	27	87	138	121	19
	90	1 ¼	35	87	138	123	21
	90	1 ½	42	87	138	123	21
	90	2	53	87	138	126	24
	110	½	15	99	152	150	23
	110	¾	20	99	152	150	23
	110	1	26	99	152	150	23
	110	1 ¼	35	99	152	150	23
	110	1 ½	41	99	152	150	23
	110	2	51	99	152	150	23
	110	3	85	99	152	150	23
	125	½	15	101	166	169	24
	125	¾	20	101	166	169	24
	125	1	26	101	166	169	24
	125	1 ¼	35	101	166	168	23
	125	1 ½	41	101	166	168	23
	125	2	50	101	166	168	23
	125	3	85	139	178	180	37
	125	4	90	139	178	181	38
	140	½	18	114	207	191	25
	140	¾	24	114	207	191	25
	140	1	30	114	207	191	25
	140	1 ¼	38	114	207	191	25
	140	1 ½	45	114	207	191	24
	140	2	50	114	207	191	24
	140	3	85	142	208	201	38
	140	4	90	142	208	201	38
	160	½	18	114	226	215	24
	160	¾	24	114	226	215	24
	160	1	30	114	226	215	24
	160	1 ¼	37	114	226	215	24
	160	1 ½	45	114	226	215	24
	160	2	51	114	226	215	24
	160	3	84	142	228	222	24
	160	4	90	142	228	222	24
*	180	1	30	169	262	265	38
*	180	1 ¼	36	169	262	265	38
*	180	1 ½	42	169	262	265	38
*	180	2	54	169	262	265	38
*	180	3	84	169	262	265	38
*	180	4	108	169	262	265	38
*	200	1 ½	45	169	262	265	38
*	200	2	54	169	262	265	38
*	200	3	85	169	262	265	38
*	200	4	103	169	262	267	40
*	225	1 ½	45	174	287	287	26
*	225	2	51	174	287	287	26
*	225	3	85	174	287	295	37
*	225	4	103	174	287	295	38
*	250	2	55	178	310	314	38
*	250	3	85	178	310	314	38

Data sheet

valid from: 3/1/21



	d	Rp	d1	L	L1	H	H1
	(mm)	(inch)	(mm)	(mm)	(mm)	(mm)	(mm)
*	250	4	103	178	310	314	38
	280	2	51	179	335	326	31
*	280	3	78	179	335	338	41
*	280	4	98	179	335	338	46
	315	2	51	246	390	350	31
*	315	3	78	246	390	363	41
*	315	4	98	246	390	363	46

The technical data are not binding. They neither constitute expressly warranted characteristics nor guaranteed properties nor a guaranteed durability. They are subject to modification. Our General Terms of Sale apply.

Georg Fischer Piping Systems Ltd, Postfach, CH-8201 Schaffhausen/Switzerland

Phone +41 -(0)52-631 1111

e-mail: info.ps@georgfischer.com

Internet: <http://www.gfps.com>